

# Georgia Dept of Public Health 2020 FSE

## How to Use Winlink Express Radio-Only Mode

### Rational and Explanation of Behaviors

During the Public Health Full Scale Exercise, there will be a simulated phone and Internet service outage. Digital message traffic will utilize radio-only mode of operation. Winlink provides a radio-only mode; however, operators must first configure their Winlink application and when creating a message select radio-only for message transmission.

RMS Relay is the program that manages gateway message traffic when the internet is down. An RMS relay gateway can be configured in several ways. Normally the RMS relay station is configured to move messages to a station within its reach that has an internet connection and thus post it to the internet-based CMS.

For purposes of practice, a box can be checked that places Relay in “Simulate Internet Out” mode. This will cause all messages to be forwarded to another RMS Relay station with Internet. A third option is to configure as a radio-only local message hub. This will save all message for local pickup. The caveat is, that stations checking in must first select AB4NX as their MPS station in Winlink Express.

Hybrid Network Parameters

Parameters specified on this screen control the flow of messages when they are being sent via radio-only forwarding.

Message Pickup Stations (MPS)

MPS 1: AB4NX

MPS 2: N2LEE

MPS 3: WD4SEN

Update list of RMS available as MPS

Display list of RMS available as MPS

Register MPS via Internet

Queue radio message to register my MPS

Last update: 2020-01-15-09:10

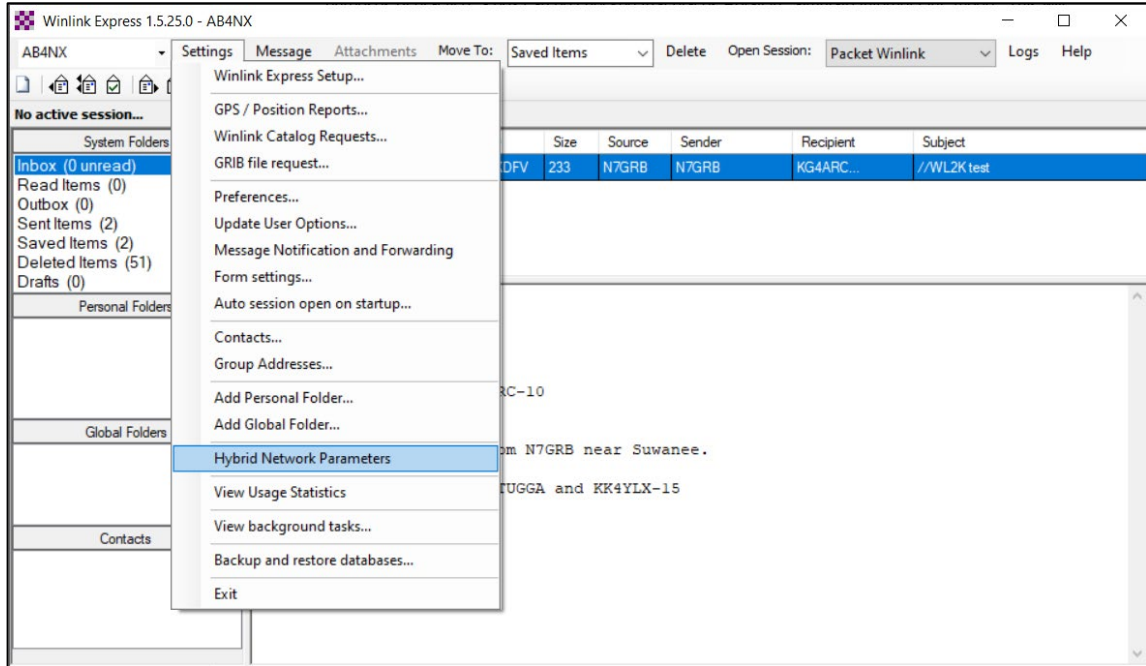
When operating in radio-only mode, incoming messages for you will be held on the designated Message Pickup Station RMS until you pick them up.

Add /auto/ to subject lines

Save Cancel

# How to Use WinLink Express Radio-Only Mode

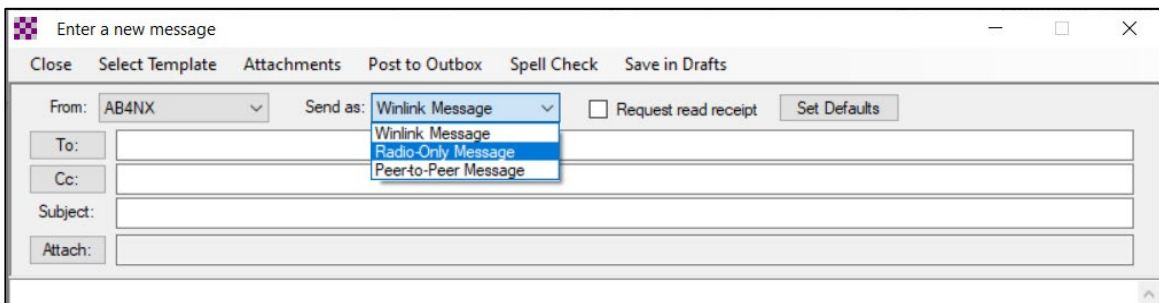
This is done by selecting “Hybrid Network Parameters” in the “Winlink Settings” dropdown on the opening Winlink Express screen as shown below.



## How to setup Client Software for Radio-Only Mode

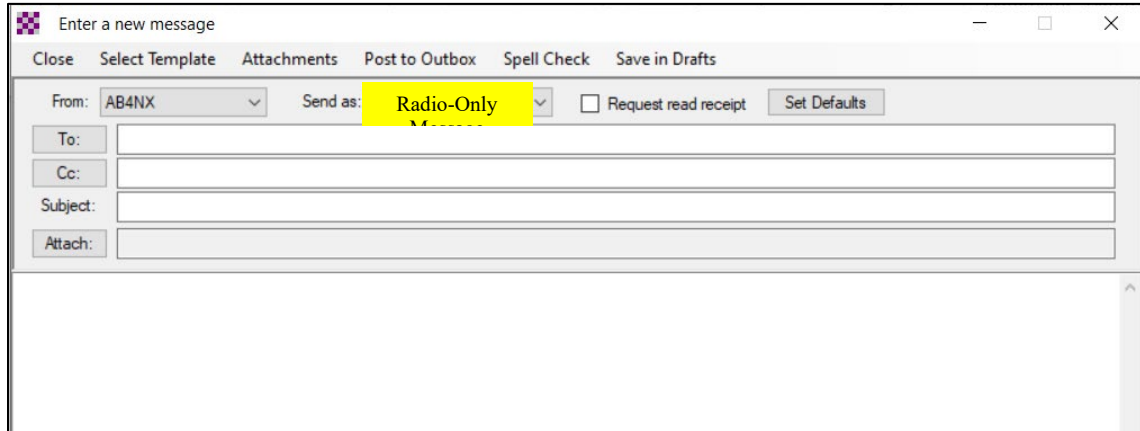
### Message Creation

- In order for a radio only message to be sent the message **must** be formatted for radio only.
- Each time a new message is created, the Radio-Only dropdown **must be selected** on the message.



# How to Use WinLink Express Radio-Only Mode

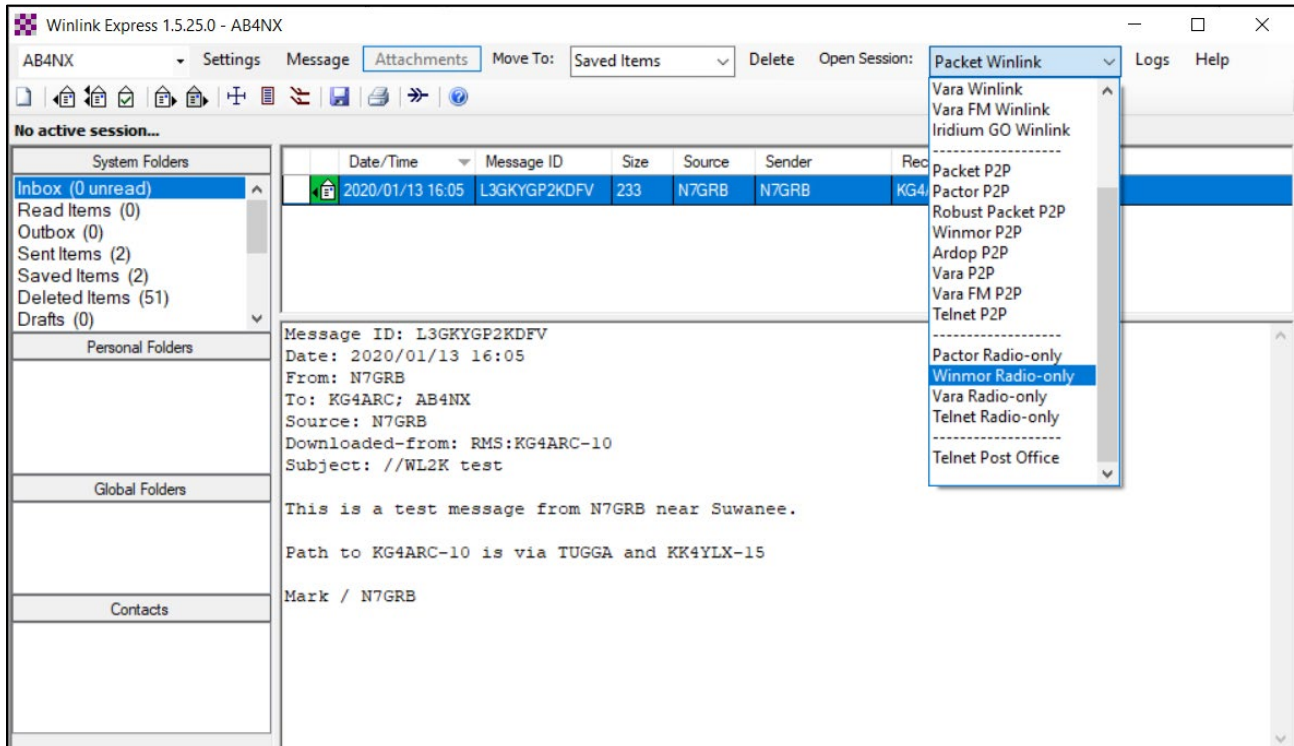
Your message window should look like this:



The Radio-Only drop down must be reselected for every new message as Winlink Express defaults to Winlink-Message. Before posting any message to Outbox it is critical that you double check to see that the message "Send as" is listed as Radio-Only.

## Sending a Radio-Only Message with Winlink Express

Having posted message to Outbox, it is time to select the Session Mode. This is done on the initial screen using the session dropdown as pictured below:

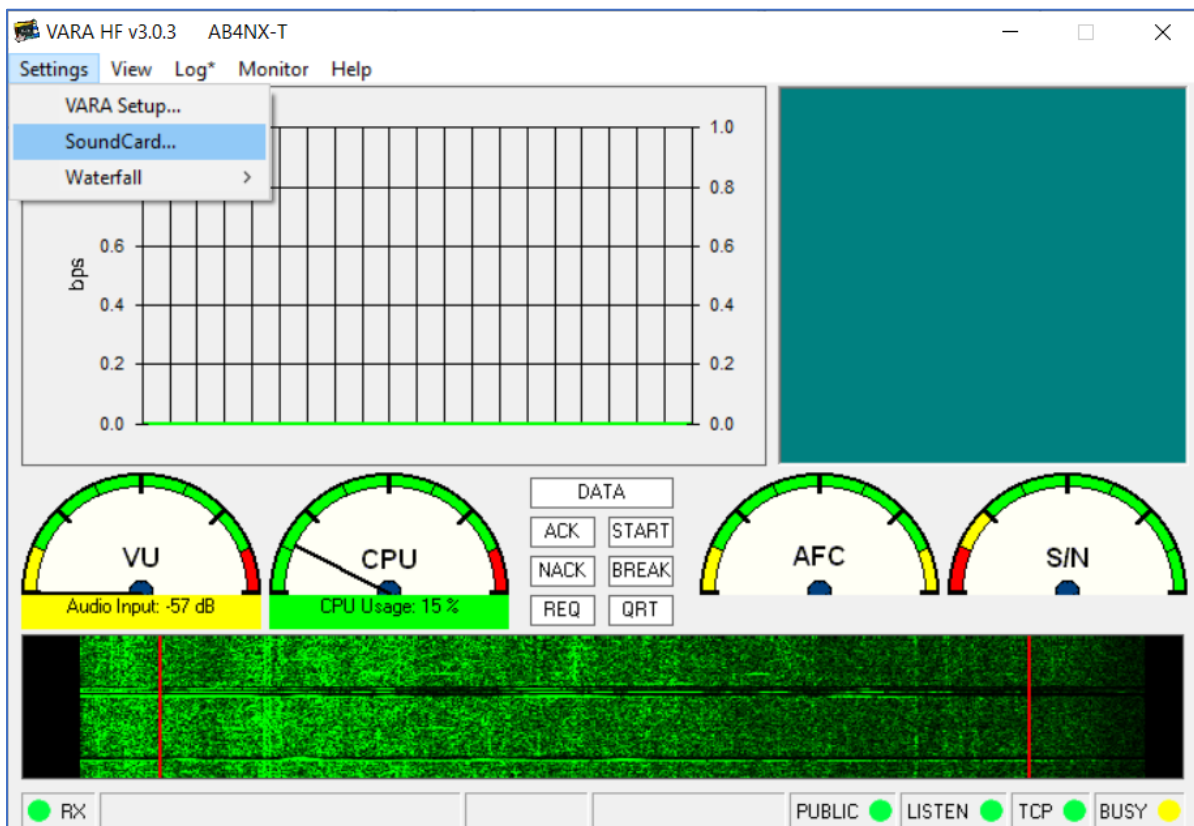


# How to Use WinLink Express Radio-Only Mode

You have three choices when using Radio-Only mode. Pactor Radio-only, Winmor Radio-only and Vara Radio-only. Ardop does not support radio only. I suggest that you make the \$60 investment in a Vara upgrade. Vara does not work very well or very fast in the unpaid mode. If you don't have a paid subscription (which you can use on multiple computers under any callsign), use Winmor Radio-only. It will be more reliable, albeit considerably slower. If you have Pactor, good on you!

Having selected the appropriate mode, you can send your message provided you have properly set the tuning and properly set the drive level. Tuning is CRITICAL with these modes. Tune your antenna at least twice before you start setting the drive level or you won't get much power out of your radio without severe distortion.

When you are dead certain that the radio is tuned. Set your drive level. In Vara, the drive level is set under the Vara Settings/Soundcard selection.



If you have a radio that will display both ALC and Power adjust the drive level for no more than 1/3 ALC and maximum power. Radios like the smaller ICOM radios work better with a power level setting of 80 percent. The power out should not exceed 50 watts on these smaller radios. The bigger radios and Kenwood and Yaesu radios can be run at 100 percent with drive level settings that yield 50-70 watts. The reason Vara can be run with 1/3 ALC is that it is a very wide mode very similar to voice. Therefore you expect a certain amount of ALC under power.

## Selecting the correct station

After opening the Winlink Radio-only session, on the Channel Select dropdown select the AB4NX 80 meter frequency as follows:

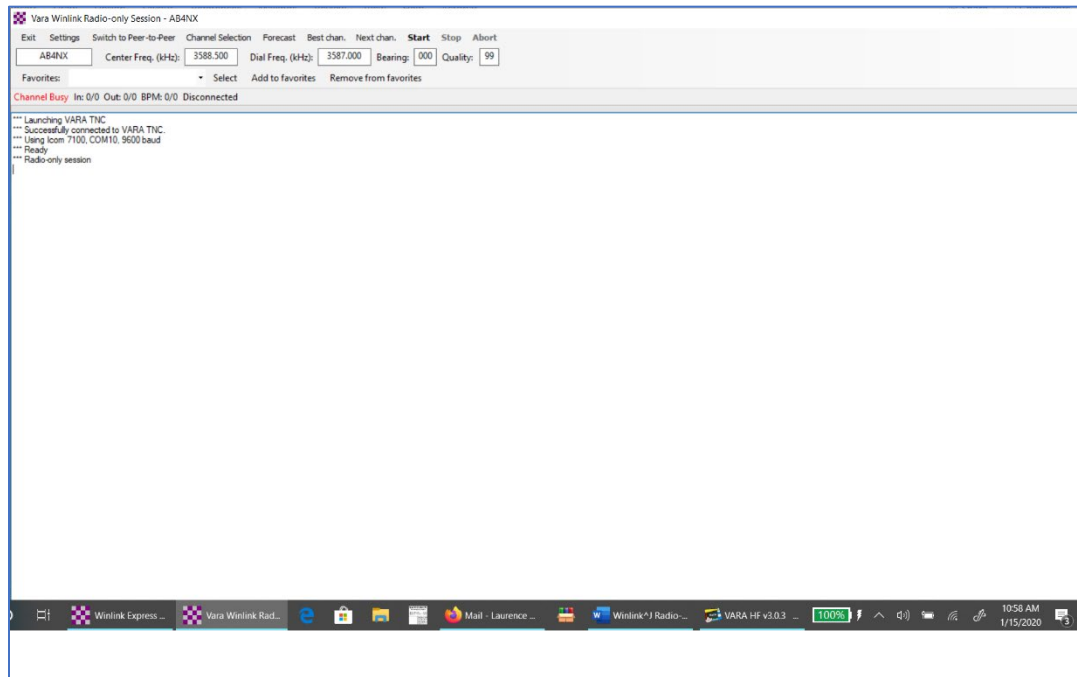
## How to Use WinLink Express Radio-Only Mode

Callsign	Frequency (kHz)	Mode	Grid Square	Hours	Group	Distance (mi)	Bearing (Degrees)	Path Reliability Estimate	Path Quality Estimate
AB4NX	3588.500	V2000	EM73WT	00-23	PUBLIC	0	000	99	99
AB4NX	7103.000	V2000	EM73WT	00-23	PUBLIC	0	000	96	96
AB4NX	10145.000	V2000	EM73WT	00-23	PUBLIC	0	000	94	94
AB4NX-2	28134.000	V2000	EM73WT	00-23	PUBLIC	0	000	82	82
AJ4FW	3595.000	V2000	FM07BC	00-23	PUBLIC	329	045	29	37
AJ4FW	7103.700	V2000	FM07BC	00-23	PUBLIC	329	045	93	53
AJ4FW	10146.000	V2000	FM07BC	00-23	PUBLIC	329	045	32	34
AJ4FW	14098.700	V2000	FM07BC	00-23	PUBLIC	329	045	0	0
AJ7C	3597.000	V2000	DM04TA	00-23	PUBLIC	1953	280	0	0
AJ7C	7102.000	V2000	DM04TA	00-23	PUBLIC	1953	280	0	19
AJ7C	14108.000	V2000	DM04TA	00-23	PUBLIC	1953	280	4	4
DB0ZAV	3597.500	V2000	JO40JF	00-23	PUBLIC	4583	044	0	0
DB0ZAV	7051.000	V2000	JO40JF	00-23	PUBLIC	4583	044	0	0
DB0ZAV	14110.500	V2000	JO40JF	00-23	PUBLIC	4583	044	0	7
DO0RMS	3608.000	V2000	JO62TF	18-21	PUBLIC	4709	041	0	0
DO0RMS	3610.000	V2000	JO62TF	18-21	PUBLIC	4709	041	0	0
DO0RMS	7052.800	V2000	JO62TF	22-10	PUBLIC	4709	041	0	0
DO0RMS	7059.800	V2000	JO62TF	22-10	PUBLIC	4709	041	0	0
DO0RMS	14111.000	V2000	JO62TF	11-17	PUBLIC	4709	041	0	7
DO0RMS	14112.000	V2000	JO62TF	11-17	PUBLIC	4709	041	0	7
K1EHZ	3596.500	V2000	FN42EX	00-23	PUBLIC	925	043	0	0
K6SDR	3589.000	V2000	CM87RX	00-23	PUBLIC	2152	289	0	0
K6SDR	7103.700	V2000	CM87RX	00-23	PUBLIC	2152	289	0	19
K6SDR	10146.200	V2000	CM87RX	00-23	PUBLIC	2152	289	2	27
K6SDR	14105.500	V2000	CM87RX	00-23	PUBLIC	2152	289	3	3
K7DAV	7104.500	V2000	DN40BX	00-23	PUBLIC	1593	296	0	24

In Georgia the likelihood, especially in the morning hours, is that 80 meters will be far and away, the best connection to AB4NX.

Your screen will look like this at that point:

# How to Use WinLink Express Radio-Only Mode



When the channel is clear with no centered station present, click the start button. Note that if stations are off to the side of the display or static discharge is present, a 'channel-busy' message may be present which you can ignore.

At the end of your session, be sure to check the Outbox and the sent box to make sure your message has been sent.

We will be conducting practice session. Please review this material prior to the session. I will be coaching via a conference call during the practice sessions. Please feel free to contact me if you have any questions.

Larry Whited, AB4NX

404-277-4864

Lwhited1@msn.com